
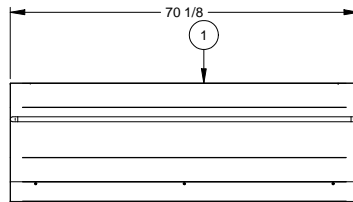


TOP

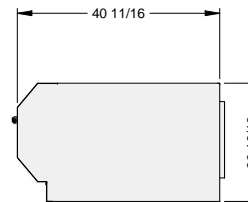


LEFT

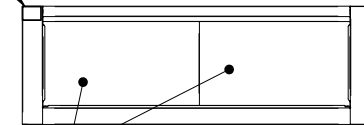


FRONT

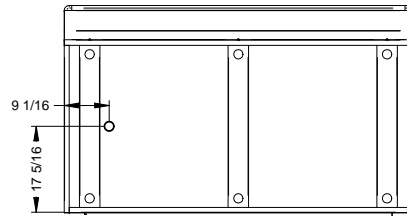
USE APPROPRIATE SERIAL LABEL



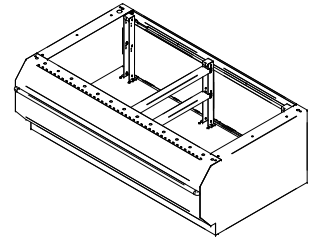
RIGHT



BACK



BOTTOM



DEBURRING: PART TO BE FREE OF
ALL BURRS AND SHARP EDGES.

ITEM	PART NO.	DESCRIPTION	QTY
1	95789	BASE, ASSY, STAGE 2	1

A	RELEASE FOR PRODUCTION	09/14/15	FFJ	ECO1817
SYM.	DESCRIPTION	DATE	BY	ECO #
REVISIONS				
<div><div>GILES ENTERPRISES, INC. MONTGOMERY, ALABAMA</div><div>RESTRICTED CONFIDENTIAL DOCUMENT THIS DRAWING AND ALL THE INFORMATION SHOWN HEREON ARE THE EXCLUSIVE PROPERTY OF GILES ENTERPRISES, INC. AND ARE SUBMITTED ONLY ON A CONFIDENTIAL BASIS. THE RECIPIENT AGREES NOT TO REPRODUCE THE DRAWING, TO RETURN IT UPON REQUEST, AND THAT NO DISCLOSURE OF THE DRAWING OR THE INFORMATION SHOWN HEREON WILL BE MADE TO A THIRD PARTY WITHOUT THE PRIOR WRITTEN CONSENT OF GILES ENTERPRISES, INC.</div></div>				
SHEET METAL DEPT. DECIMALS .XX = ±.031 .XXX = ±.020 ANGULAR ± 2°		TITLE: BASE, SLP-6 FOR GHM6, S/S		
MACHINE SHOP DECIMALS .XX = ±.010 .XXX = ±.005 ANGULAR ± 0.5°		SUBJECT/MODEL: SLP-6		
WELDING/ASSEMBLY DEPT. DECIMALS/FRACTIONS ±1/32 ANGULAR ± 0.5°		RAW MAT'L: ASSEMBLY		
TOLERANCES UNLESS OTHERWISE SPECIFIED		DWG. BY: FFung	DATE: 9/14/2015	
		CH. BY:	SCALE: NONE	DWG. NO.: 71742

FOR ENGINEERING USE ONLY, REF. FILE INFO: -ECO: ECO1817 -REV: A -FILE: 71742.asm